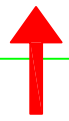


AGGREGATES STOCK AREA

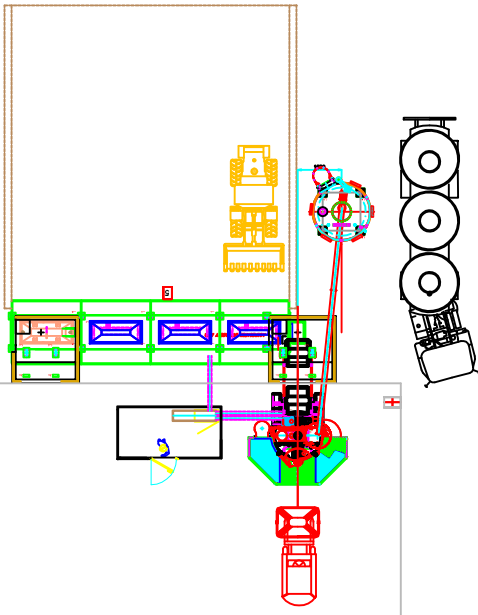


EXIT




ENTER


BATCHING PLANT



2nd MACHINE PRODUCTION AREA




STOCK AREA



50 m / 164 ft

20 m / 65 ft

20 m / 65 ft



TC1 MACHINE